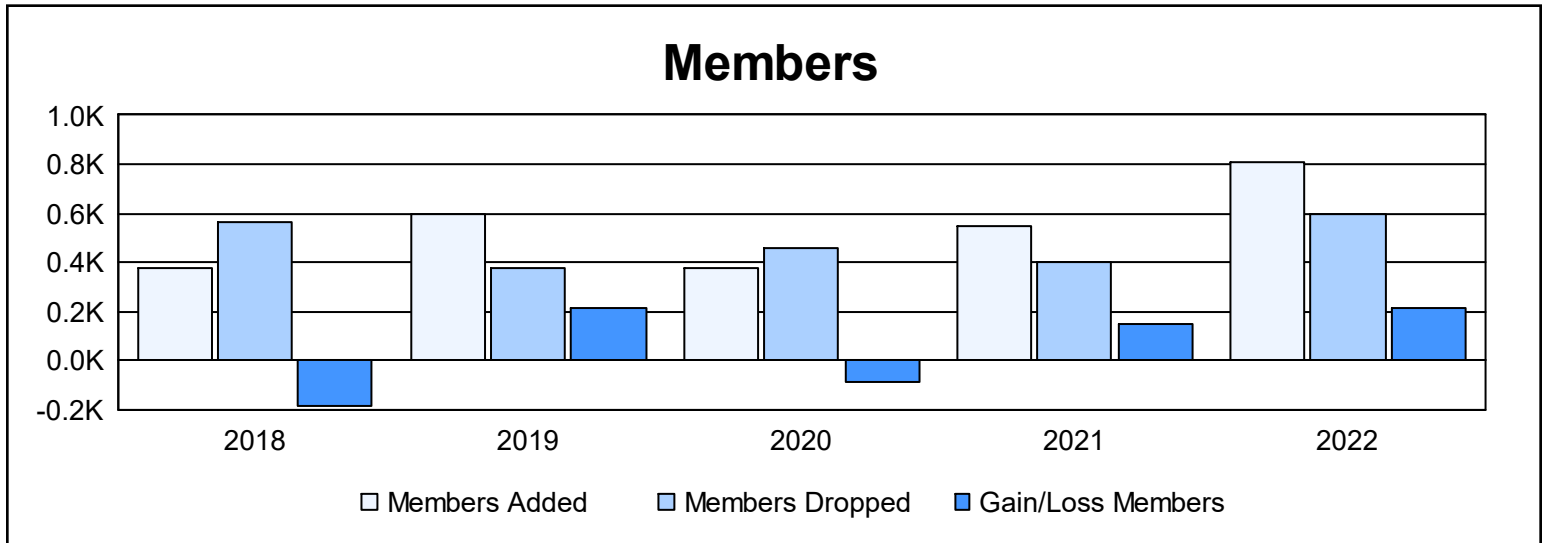
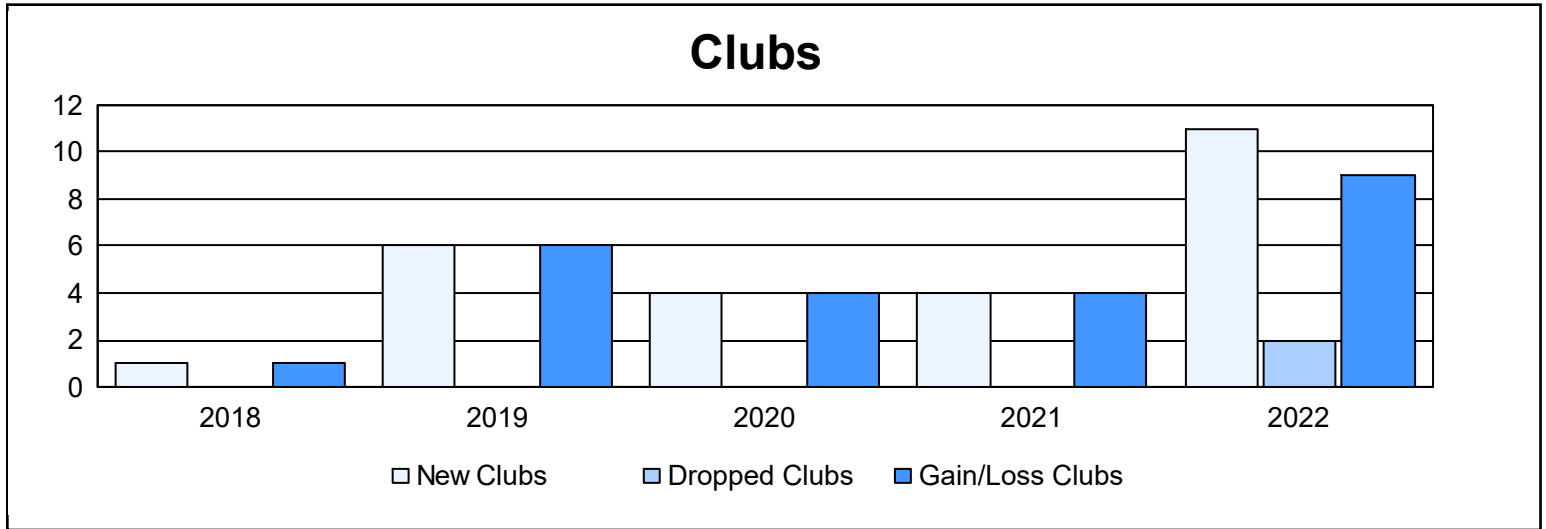
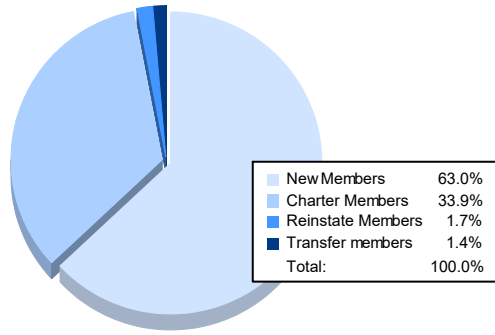


| Year | New Clubs | Dropped Clubs | Gain/ Loss Clubs | New Members | Charter Members | Reinstate Members | Transfer Members | Total Member Added | Total Members Dropped | Gain/ Loss Members |
|----------------|-----------|---------------|------------------|-------------|-----------------|-------------------|------------------|--------------------|-----------------------|--------------------|
| 2017-2018 | 1 | 0 | 1 | 306 | 43 | 29 | 2 | 380 | 565 | -185 |
| 2018-2019 | 6 | 0 | 6 | 422 | 139 | 22 | 11 | 594 | 379 | 215 |
| 2019-2020 | 4 | 0 | 4 | 257 | 92 | 5 | 19 | 373 | 459 | -86 |
| 2020-2021 | 4 | 0 | 4 | 410 | 103 | 21 | 17 | 551 | 401 | 150 |
| 2021-2022 | 11 | 2 | 9 | 509 | 274 | 14 | 11 | 808 | 596 | 212 |
| Average | 5 | 0 | 5 | 381 | 130 | 18 | 12 | 541 | 480 | 61 |



Membership Composition June 2022 Cumulative



Gender Composition June 2022 Cumulative

